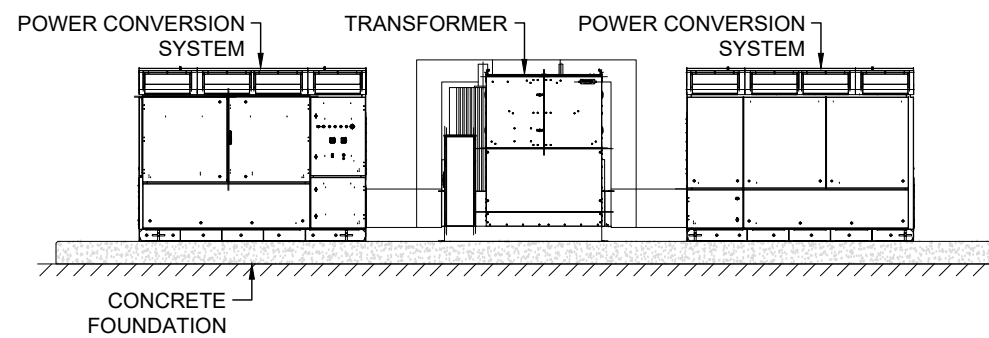
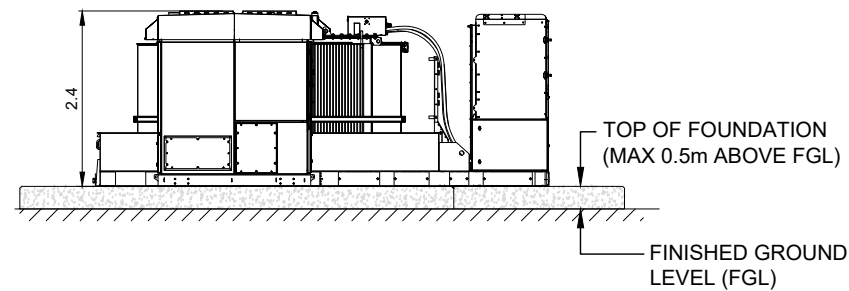


PLAN
SCALE 1:100



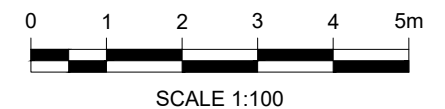
SIDE ELEVATION
SCALE 1:100



END ELEVATION
SCALE 1:100

NOTES:

1. ALL DIMENSIONS IN METRES UNLESS NOTED OTHERWISE.
2. DETAILS SHOWN ARE TYPICAL AND SUBJECT TO DETAILED DESIGN.
3. FOUNDATION SOLUTION, INCLUDING HEIGHTS IS INDICATIVE AND SUBJECT TO DETAILED DESIGN. DEPENDING ON FINAL FOUNDATION HEIGHT, A HANDRAIL AROUND THE FOUNDATION PLINTH AND AN ACCESS STEP MAY BE REQUIRED.



1	BM	VM	MA	2023-12-12	FIRST ISSUE
ISSUE	DRAWN	CHKD	APPD	DATE	REVISION NOTES
PURPOSE					COORDINATES
PLANNING					N/A
SCALE					DATUM
1:100 @A3					N/A
LAYOUT DRAWING					T-LAYOUT NO
N/A					N/A

PROJECT TITLE
CONTULLICH ENERGY STORAGE FACILITY

DRAWING TITLE
POWER CONVERSION SYSTEM & TRANSFORMER - TWIN SKID

RES DRAWING NUMBER	REV
05196-RES-PCS-DR-PT-001	1

THIS DRAWING IS THE PROPERTY OF RENEWABLE ENERGY SYSTEMS LIMITED AND NO REPRODUCTION MAY BE MADE IN WHOLE OR IN PART WITHOUT PERMISSION



BEAUFORT COURT,
EGG FARM LANE,
KINGS LANGLEY,
HERTS WD4 8LR, UK
TEL +44 (0) 1923 299200
WWW.RES-GROUP.COM