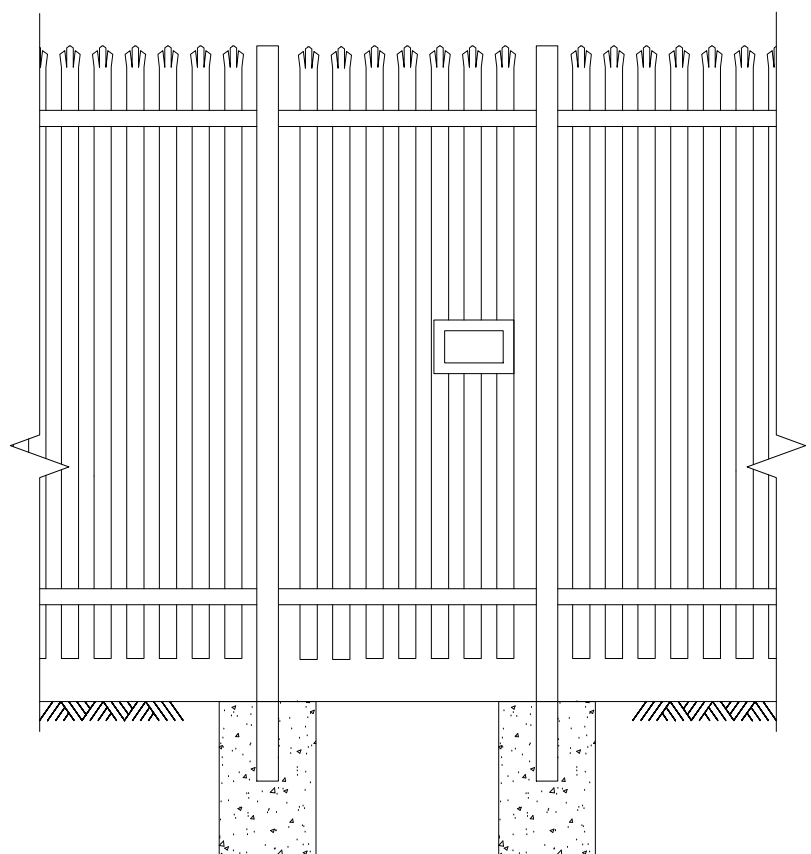
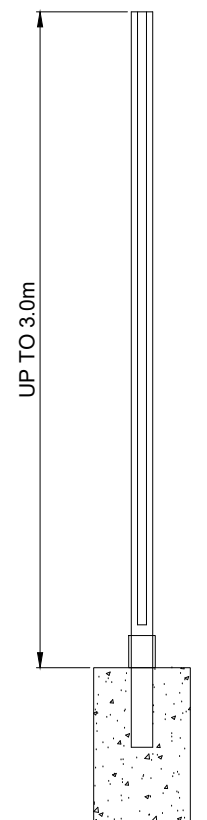


**TYPICAL PALISADE FENCE ELEVATION
(DOUBLE VEHICLE GATE)**



**TYPICAL ELEVATION
(PEDESTRIAN GATE)**



TYPICAL CROSS SECTION

- NOTES:**
1. ALL DIMENSIONS ARE IN METRES UNLESS NOTED OTHERWISE.
 2. SUITABLE SAFETY SIGNAGE TO BE INSTALLED ON GATES & FENCES
 3. FOUNDATIONS SUBJECT TO DETAILED DESIGN.

SHEET 1 OF 2



1	BM	VM	MA	2023-12-12	FIRST ISSUE
ISSUE	DRAWN	CHKD	APPD	DATE	REVISION NOTES
PURPOSE					COORDINATES
PLANNING					N/A
SCALE					DATUM
1:35 @A3					N/A
LAYOUT DRAWING					T-LAYOUT NO
N/A					N/A

PROJECT TITLE
CONTULLICH ENERGY STORAGE FACILITY

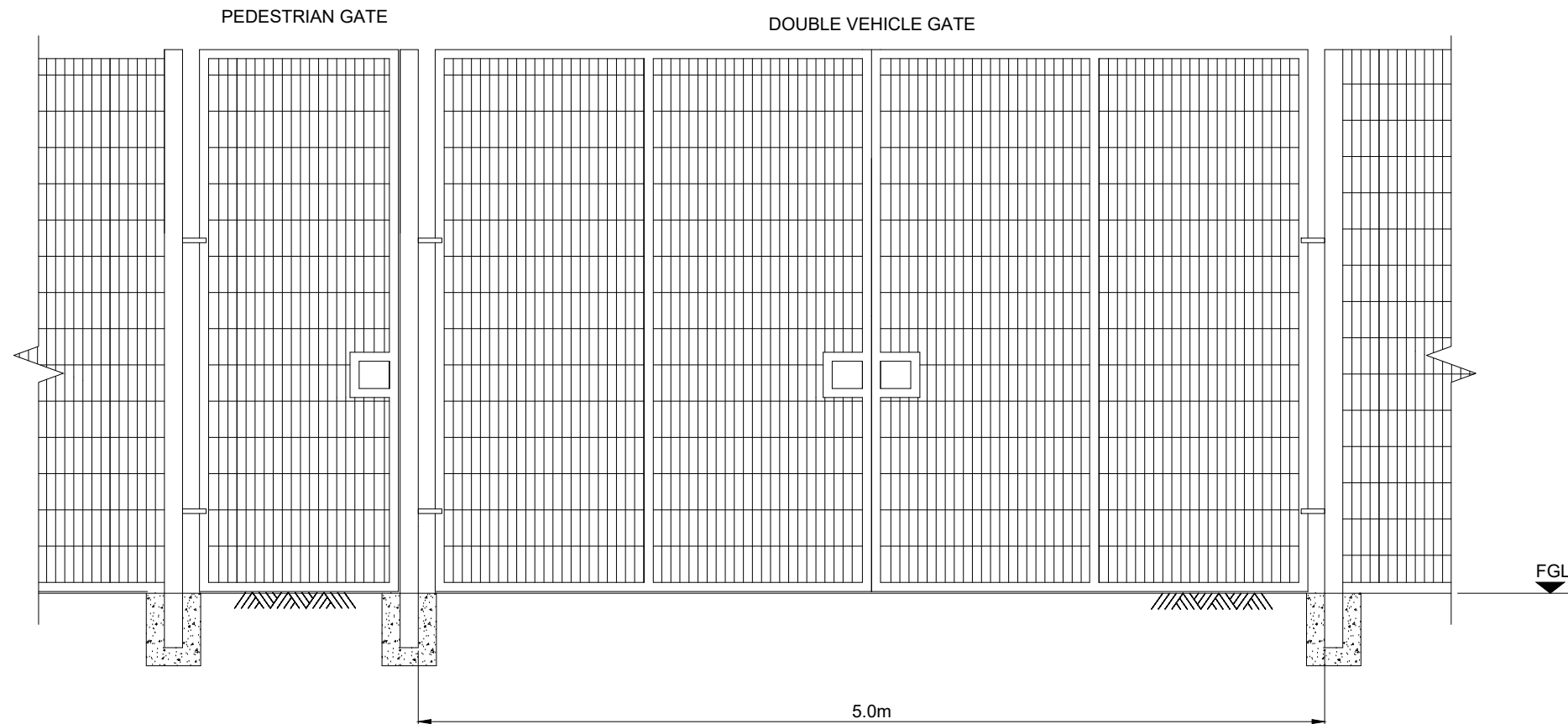
DRAWING TITLE
TYPICAL SECURITY FENCE DETAILS

RES DRAWING NUMBER
05196-RES-SEC-DR-PT-001

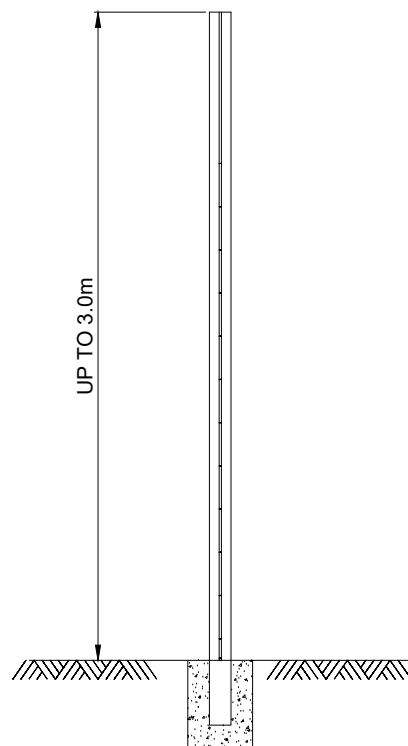
REV
1

THIS DRAWING IS THE PROPERTY OF RENEWABLE ENERGY SYSTEMS LIMITED AND NO REPRODUCTION MAY BE MADE IN WHOLE OR IN PART WITHOUT PERMISSION

res
 BEAUFORT COURT,
 EGG FARM LANE,
 KINGS LANGLEY,
 HERTS WD4 8LR, UK
 TEL +44 (0) 1923 299200
 WWW.RES-GROUP.COM



TYPICAL WELD MESH FENCE ELEVATION

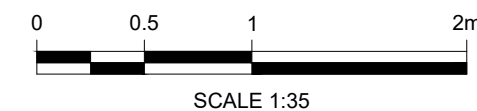


TYPICAL CROSS SECTION

NOTES:

1. ALL DIMENSIONS ARE IN METRES UNLESS NOTED OTHERWISE.
2. SUITABLE SAFETY SIGNAGE TO BE INSTALLED ON GATES & FENCES
3. FOUNDATIONS SUBJECT TO DETAILED DESIGN.

SHEET 2 OF 2



1	BM	VM	MA	2023-12-12	FIRST ISSUE
ISSUE	DRAWN	CHKD	APPD	DATE	REVISION NOTES
PURPOSE					COORDINATES
PLANNING					N/A
SCALE				1:35	DATUM
				@A3	N/A
LAYOUT DRAWING					T-LAYOUT NO
N/A					N/A

PROJECT TITLE
**CONTULLICH
 ENERGY STORAGE FACILITY**

DRAWING TITLE
**TYPICAL SECURITY
 FENCE DETAILS**

RES DRAWING NUMBER	REV
05196-RES-SEC-DR-PT-001	1

THIS DRAWING IS THE PROPERTY OF RENEWABLE ENERGY SYSTEMS LIMITED AND NO REPRODUCTION MAY BE MADE IN WHOLE OR IN PART WITHOUT PERMISSION



BEAUFORT COURT,
 EGG FARM LANE,
 KINGS LANGLEY,
 HERTS WD4 8LR, UK
 TEL +44 (0) 1923 299200
 WWW.RES-GROUP.COM